



## SPOTLIGHT ON WINTER

ADVANCE TERMITE & PEST CONTROL, Inc.  
2515 E. 14th Ave., Hutchinson KS 67501  
620.662.3616  
[www.advancepest.com](http://www.advancepest.com)



Winter 2022

### TERMITES IN THE WINTER? You bet!

**ADVANCE Termite & Pest Control** employs knowledgeable professionals to help you solve your pest management problems. Although many pests may be dormant during the winter months, this is a good time of year to have one of our technicians provide a termite inspection for you. Termites are not usually active in Kansas during the winter; however, it is often during the winter when a termite infestation becomes more evident in homes.

Our company has been in business since 1985 and our certified applicators have an average of 15 years' experience in termite and pest management.

Our company is fully insured and licensed by the Kansas Department of Agriculture, and our employees are certified Kansas applicators who receive ongoing training as the pest control industry continues to evolve in this technological age.

Call our office to schedule a termite inspection this winter so that you can get the jump on termites before spring!



Antennae straight or curved with segments beadlike

Middle part of body broad

Wings similar in size and shape



Termite

Antennae bent or "elbowed"

Middle part of body narrow

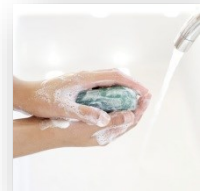
wings unlike in size and shape



Ant

**"Success is not the key to happiness. Happiness is the key to success. If you love what you are doing, you will be successful." - Albert Schweitzer**

### WASH AWAY COLDS AND FLU



Washing your hands is the best way to prevent the common cold and avoid the flu. Your hands can pick up cold-causing germs from things such as doorknobs, desks, toys and telephones. Start with warm water and liquid or bar soap. Lather up by rubbing your hands together for at least 15 seconds (about the amount of time it takes to sing "Happy Birthday"). Remember to wash around cuticles, under nails and in the creases of your hands. Rinse well, and dry.

### THE SLEEP TIGHT FOUNDATION


was established in 2018 to help local folks with the costs incurred for eradication of bed bug infestations because *Bed Bugs Bite (Actually, They Suck!)*

Bed bug infestations are having a severe social, economic and emotional impact on our community and surrounding communities and many of our neighbors do not have the funds to pay for treatment of their homes for bed bugs.

The Sleep Tight Foundation is currently soliciting funds to help those who are unfortunate enough to experience a bed bug infestation, but are unable to pay all or a portion of the costs required for remediation of the issue.


The Foundation would be grateful for any amount you are able to give and because the Sleep Tight Foundation is a 501(c)(3) corporation, your donation is tax-deductible.

**Your donations can be mailed to: P O Box 1202, Hutchinson KS 67504-1202**



**ADVANCE Termite & Pest  
Control, Inc.**

2515 E. 14th Avenue  
Hutchinson KS 67501  
620.662.3616  
800.536.3614  
FAX: 620.662.0252



**We're on the web!**  
[www.advancepest.com](http://www.advancepest.com)

**PROTECTING YOUR HOME FROM WINTER RODENT INFESTATIONS**

Chilly fall weather has arrived, and with the onset of cooler temperatures comes the reemergence of one of the most common cold-weather home invaders—rodents.

Rodents are notorious carriers of illnesses and bacteria, and a buildup of their droppings can worsen asthma and allergy symptoms. They can chew through drywall, insulation, wood and electrical wiring, increasing the potential risk for fires. Mice are able to fit through openings the size of a dime and rats a quarter, though through their gnawing they can gain access through even smaller openings.



Some rodent prevention tips:

- Check both the inside and outside of your home for cracks or crevices, and seal any openings with caulk, steel wool, or both. Pay special attention to areas where utilities and pipes enter the home.
- Replace loose mortar and weather stripping around the basement foundation and windows.
- Screen vents and openings to chimneys.
- Store firewood at least 20 feet from the home and five feet off the ground. Keep shrubbery and tree branches cut back from the house.
- Keep basements and attics clear and store boxes off of the floor. Eliminate all moisture sites, including leaking pipes and clogged drains.
- Keep food in airtight containers and dispose of garbage regularly.

**PESKY DRAIN FLIES**

Drain flies often appear suddenly and mysteriously, becoming a nuisance in homes and commercial buildings. Adult flies may become so numerous indoors they congregate at windows, darken lamp shades at night, fall into food and accumulate around showers, bathtubs, sinks and floor drains, especially in basements. Outdoors they can mar fresh paint and plug sewage filter beds, getting into the eyes, ears and noses of people in the area. Since these flies originate from filthy conditions, there is always the possibility of human health disease transmission.

Adult drain flies are tiny (1/5" to 1/6" long), fuzzy, dark or grayish insects with body and wings densely covered with small hairs. They may appear to be small moths because of these hairs and so they are also known as moth flies. Wings, appearing too large for the rest of the body, are held roof-like over the body when at rest. They are very weak fliers.

Drain flies reproduce in polluted, shallow water or highly moist organic solids. The eggs, larvae and pupae can be found in the muck, slime or gelatinous film which often accumulates on the sides of drains and overflow pipes in homes, septic tanks and moist compost. They have also been found in dirty garbage containers, rain barrels and tree holes.

Adults live for only about two weeks, feeding on flower nectar and polluted water. During the day, adults rest in shaded areas or on walls near plumbing fixtures and on the sides of showers and tubs. Most activity occurs during the evening when these flies can be seen hovering around drains and sinks.

Drain flies don't bite humans but are a nuisance by their mere presence in large populations. It often takes persistent effort to eradicate an infestation in a home. You must concentrate on eliminating larval breeding sites from floor drains, sinks, wash basins, bathtubs, etc. Often the most effective method is to clean drain pipes and traps to eliminate gelatinous rotting, organic matter, thereby eliminating the larval food source.

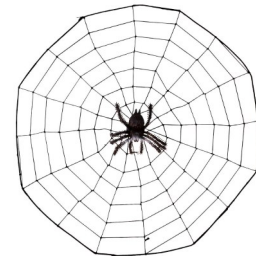
**BRRRR!**



This newsletter is intended to bring you information to make your life easier and more enjoyable. We would appreciate your passing this newsletter along to neighbors, friends and relatives who might need our services.

We love to hear from our customers. If you have any questions, concerns or comments, please contact our office at 620.662.3616 or 800.536.3614) or e-mail us at [advance@advancepest.com](mailto:advance@advancepest.com). Please be kind—we're very sensitive!

**Just hangin' out 'til Spring!**



**DO YOU KNOW THESE RODENT  
FACTS?**

Mice produce 10–100 droppings every 24 hours, with an average of 50–75. There can be five million viruses on the tip of a single mouse dropping.

Rats must constantly be gnawing or their teeth could grow to be a foot long in two years!

Mice can literally fit through a 1/4 inch opening; rats can fit through a 1/2 inch opening.